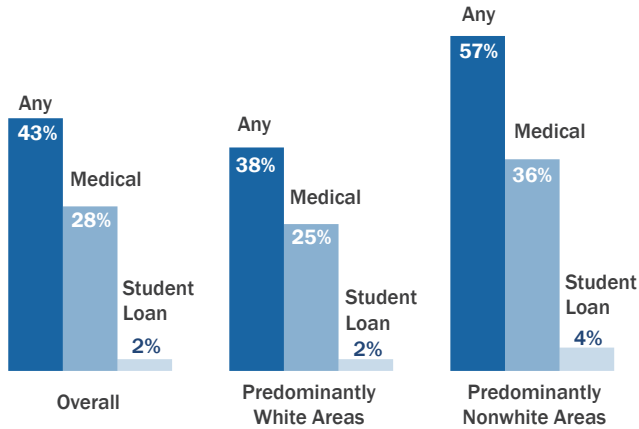


South Carolina

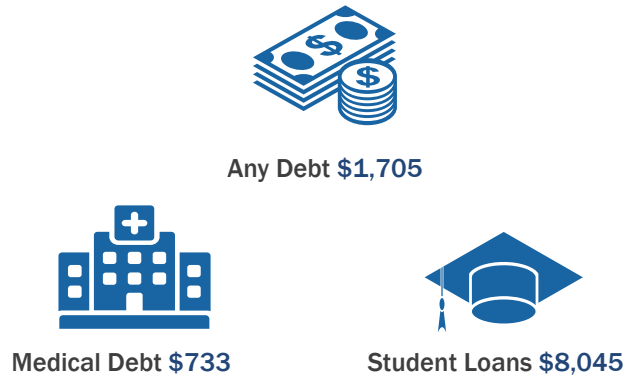
DEBT COLLECTION FACT SHEET



Percentage of South Carolinians with Debt in Collections



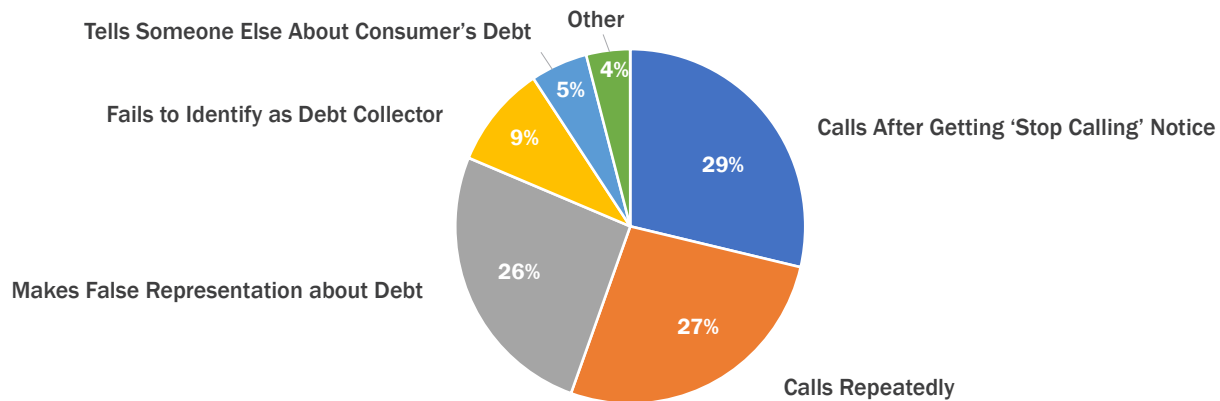
Median Amount of Debt in Collections in South Carolina



Debt Collection Complaints by South Carolinians

10,392

Debt Collection Law Violations Reported by South Carolinians



Top Companies Reported by South Carolinians as Compiled by the Federal Trade Commission

1. Enhanced Recovery Company LLC

221

2. Portfolio Recovery Associates

187

3. Receivable Solutions, Inc

181

General Regional Garnishment Rate in the South*

2.6%

*State specific data is unavailable. South Carolina law exempts all wages from garnishment for most consumer debts. For more about garnishments in South Carolina, visit the website of the South Carolina Department of Consumer Affairs.

Sources: Percentage with debt in collections and median amounts are 2016 figures from Caroline Ratcliffe et al., Debt in America: An Interactive Map, Urban Institute (May 16, 2018), available at <http://apps.urban.org/features/debt-interactive-map/>. Data about debt collection complaint totals, law violations breakdown, and companies reported are 2017 figures from the Consumer Sentinel Network Data Book 2017 (available at <http://www.ftc.gov/policy/reports/policy-reports/commission-staff-reports/consumer-sentinel-network-data-book-2017/main>) (data produced to the National Consumer Law Center by the Federal Trade Commission on May 29, 2018 in response to a Freedom of Information Act request). The general regional garnishment rate is aggregated 2013 payroll data that includes primarily student and consumer debt from the ADP Research Institute, Garnishment: The Untold Story (2014), available at https://www.adp.com/tools-and-resources/adp-research-institute/insights/~/_media/RI/pdf/Garnishment-whitepaper.ashx. Image credits: South Carolina by Marvdrock, graduation hat by Rama, and dollar stacks by Farias from the Noun Project; Hospital made by Freepik from www.flaticon.com